

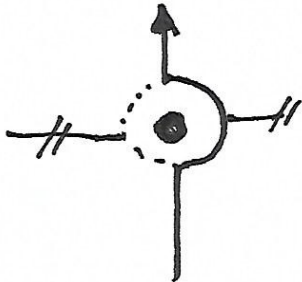

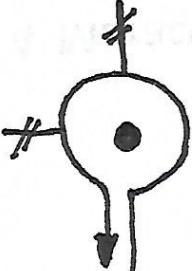



ZONE D'ETALONNAGE

Total	Partiel		
0,00	0,00		A droite apres Portail sortie ZONE Evenementielle
0,05	0,05		à droite
0,58	0,53		au rond point Tout droit
0,715	0,135		du panneau Depart de la zone d'etalonnage.
			Rester bien à Droite.

PROJETS - LOT 2 ET 3 DE LA ZONE

5,224			Fin de zone d'etalonnage.